



GO OUT &  
**EX**  
**PL**  
**OR**

# TYPE & SIZE GUIDE

**EXPLOR**  
**CLASSIC FASHION SAFETY**

# HARNESSES



**Y HARNESS**



**STEP IN HARNESS**



**CHEST HARNESS**

## WHY CHOOSE A HARNESS FOR MY DOG?

A harness distributes pressure evenly across the chest instead of the neck and gives you better control over your dog, making it safer and more comfortable for adventurous walks.

It also helps to prevent injuries, reduces choking, and offers more stability during outdoor activities. For puppies and small breeds, a harness can provide gentle guidance. For active or strong dogs it ensures secure handling without discomfort and offers freedom of movement. Go out & EXPLOR !





# Y HARNESS






## WHAT ?

Forms a "Y" shape on the chest, leaving the shoulders and airways free. With a sturdy top handle and chest ring for guiding your dog when needed.

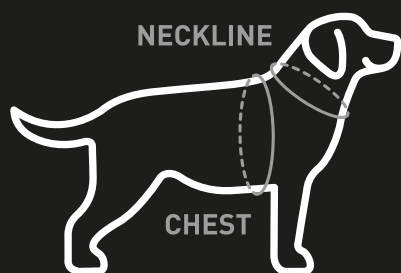
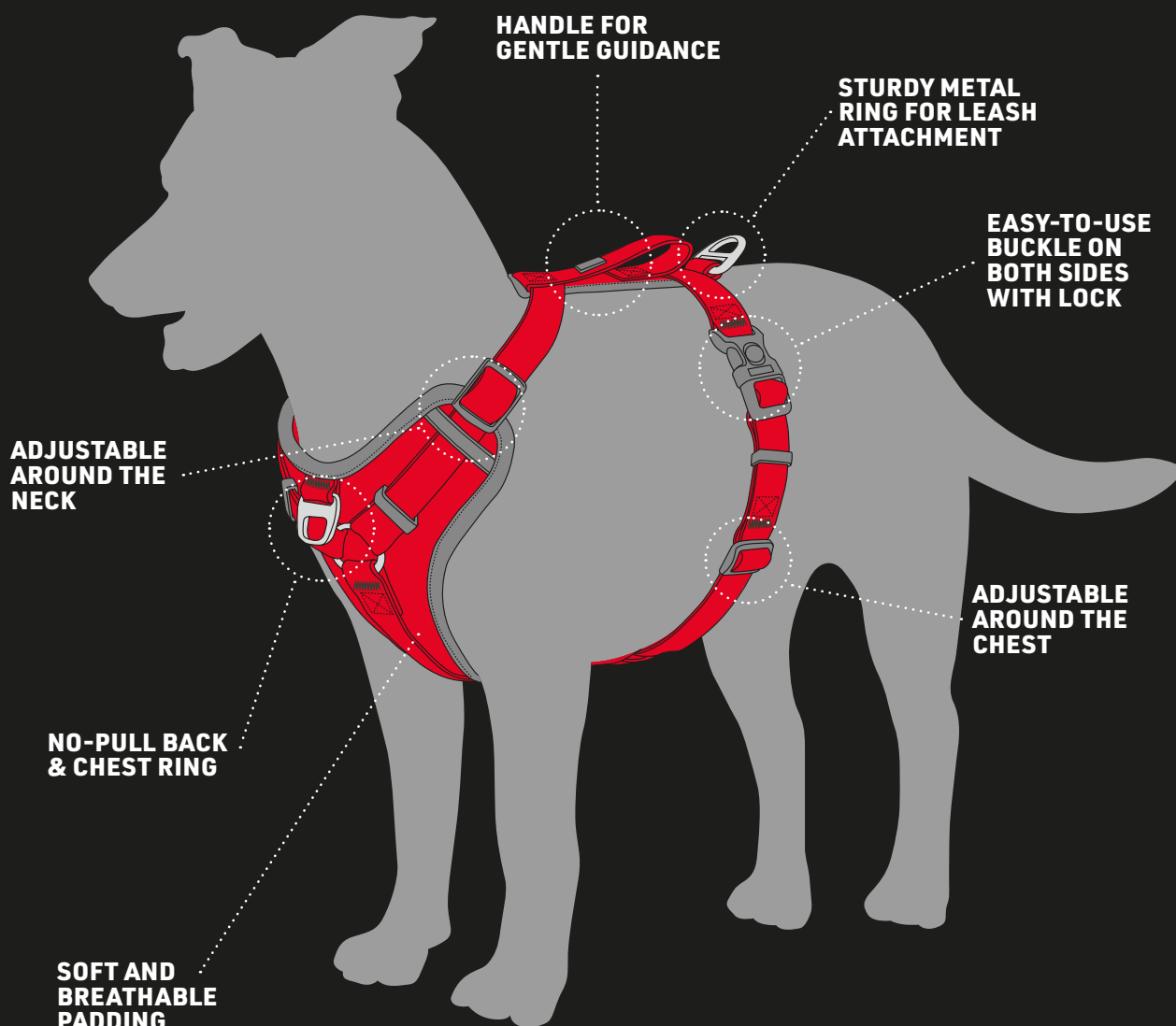
## FOR WHICH TYPE OF DOG?

Best for active or strong dogs; offers freedom of movement because the shoulders & armpits are free. No pressure on the airways. Great for long & frequent walks, training, hiking and running.

## WHICH SIZE FITS MY DOG THE BEST?

SIZE	DOG BREED	NECKLINE CM	CHEST CM
XS		18-28 CM	33-40 CM
S		20-40 CM	39-50 CM
M		30-54 CM	48-65 CM
L		36-66 CM	60-80 CM
XL		40-70 CM	70-100 CM

# Y HARNESS



## HOW TO MEASURE MY DOG?

Use a soft measuring tape and make sure your dog is standing upright and relaxed. First, measure the neck circumference around the base of the neck where the collar would sit. Next, measure the chest circumference at the widest part of the ribs, just behind the front legs.

Put two fingers between the tape and your dog's body. Find the correct size in the table. If your dog is between two sizes, choose the larger one for comfort.



LOOKING FOR THE PERFECT FIT? SCAN THE QR TO OPEN THE SIZE CALCULATOR OR GO TO [GOEXPLOR.EU](https://goexplor.eu)





# STEP IN HARNESS





## WHAT ?

A harness that your dog literally steps into with its front legs. You then pull it up and close it on the back.

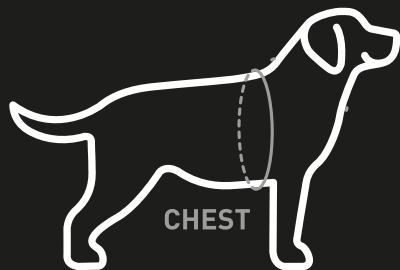
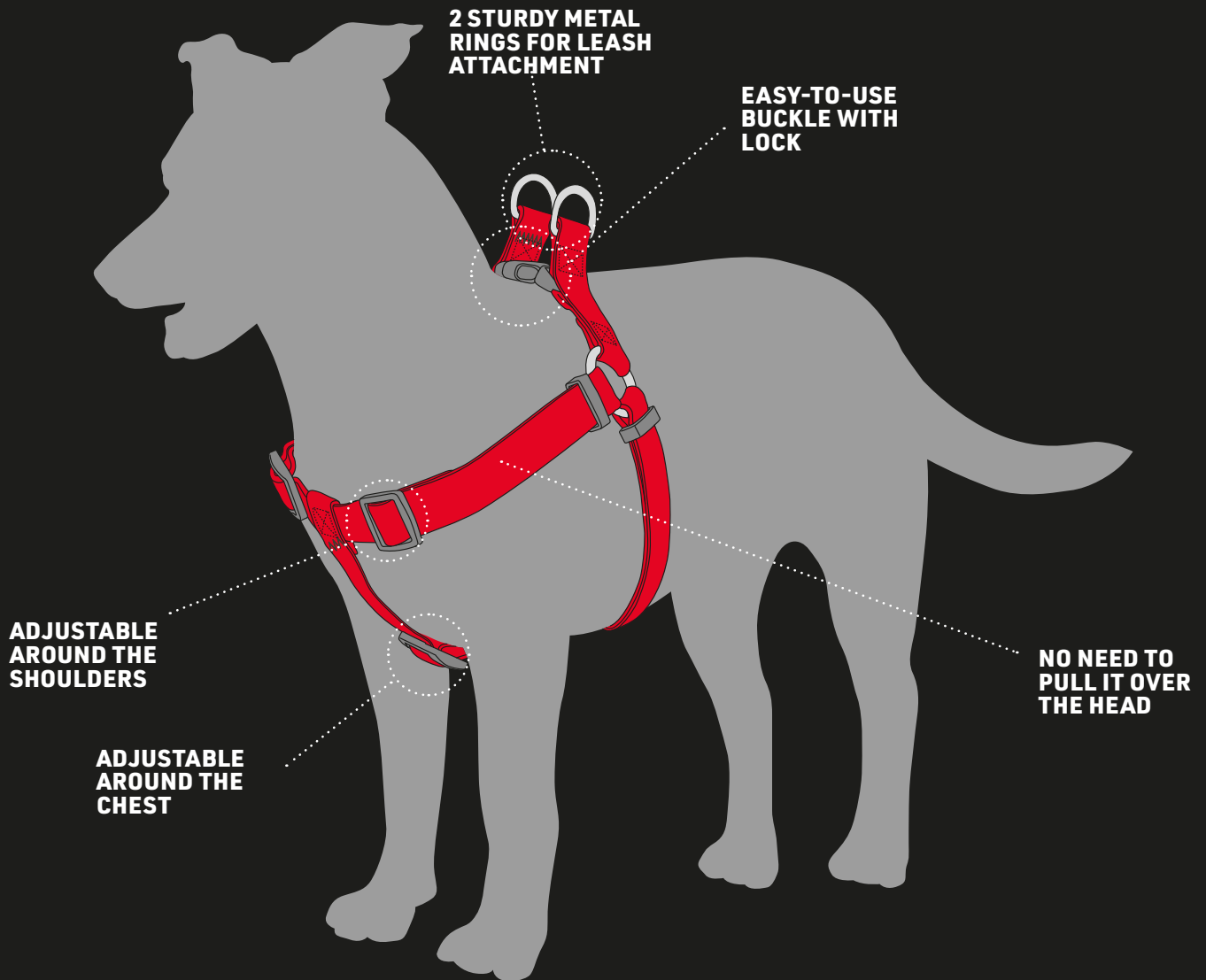
## FOR WHICH TYPE OF DOG?

Ideal for small or calm dogs who don't like things going over their head. It is easy to put on so perfect for quick walks. This harness gives less control for very strong pullers.

## WHICH SIZE FITS MY DOG THE BEST?

SIZE	DOG BREED	CHESTLINE CM
XXS		30-35 CM
XS		30-35 CM
S		30-40 CM
M		40-50 CM
L		50-65 CM
XL		60-80 CM

# STEP IN HARNESS



## HOW TO MEASURE MY DOG?

Use a soft measuring tape and make sure your dog is standing upright and relaxed. Measure the chest circumference at the widest part of the ribs, just behind the front legs.

Put two fingers between the tape and your dog's body. Find the correct size in the table. If your dog is between two sizes, choose the larger one for comfort.



LOOKING FOR THE PERFECT FIT? SCAN THE QR TO OPEN THE SIZE CALCULATOR OR GO TO [GOEXPLOR.EU](https://goexplor.eu)





# CHEST HARNESS






## WHAT ?

A model with a wide strap around the chest and one around the belly that gives you more control. Easy to clip on and with a top handle, for guiding your dog when needed.

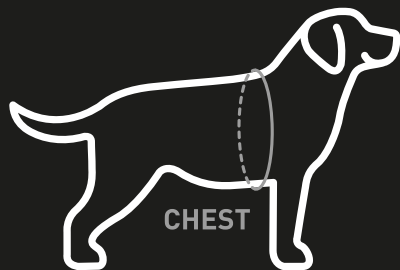
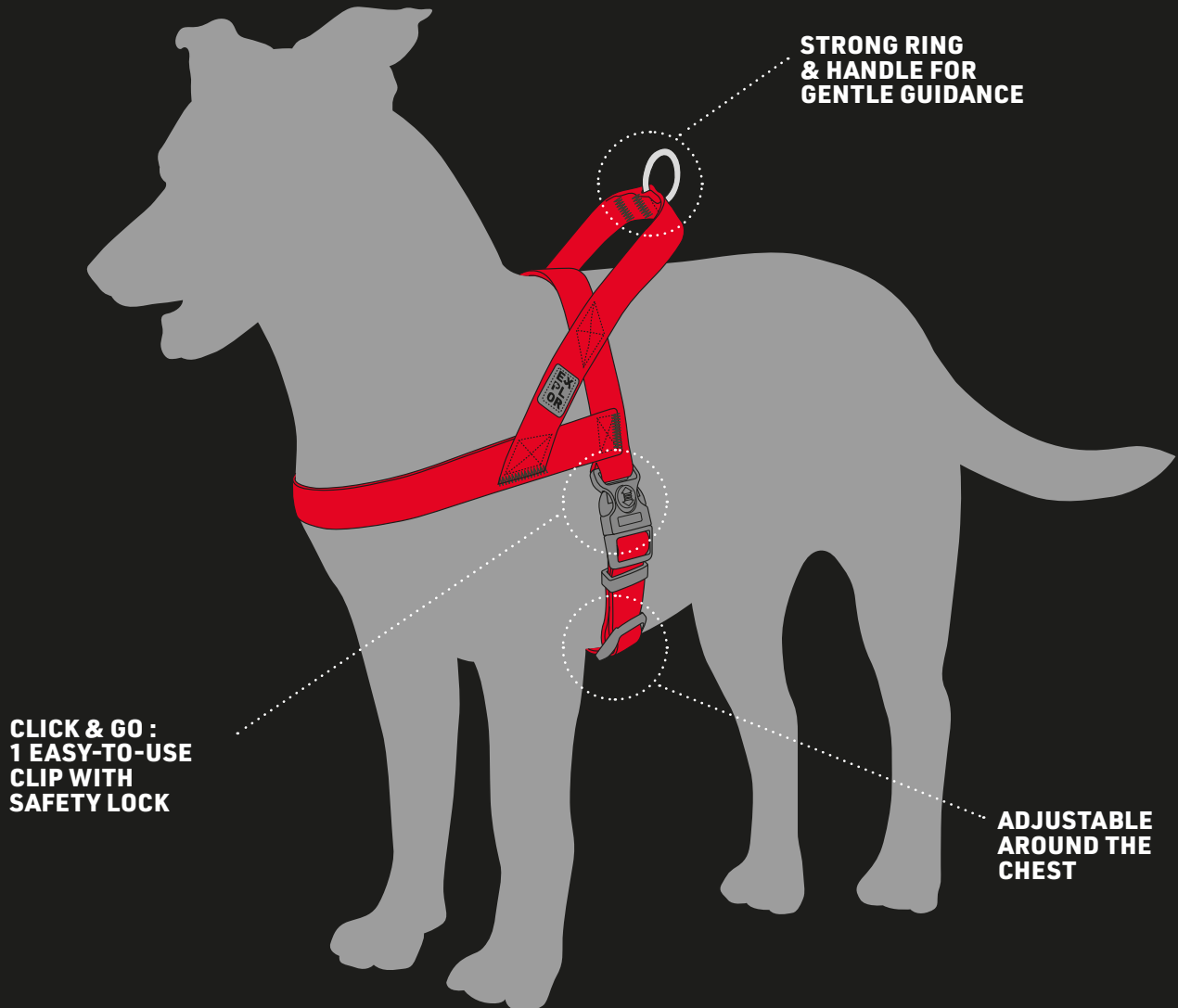
## FOR WHICH TYPE OF DOG?

Good for everyday walks and balanced control. But not ideal for heavy pullers. Ideal for dogs who follow well during walks.

## WHICH SIZE FITS MY DOG THE BEST?

SIZE	DOG BREED	CHESTLINE CM
XS		30-40 CM
S		40-50 CM
M		50-65 CM
L		65-80 CM
XL		80-100 CM

# CHEST HARNESS



## HOW TO MEASURE MY DOG?

Use a soft measuring tape and make sure your dog is standing upright and relaxed. Measure the chest circumference at the widest part of the ribs, just behind the front legs.

Put two fingers between the tape and your dog's body. Find the correct size in the table. If your dog is between two sizes, choose the larger one for comfort.



LOOKING FOR THE PERFECT  
FIT? SCAN THE QR TO OPEN  
THE SIZE CALCULATOR OR GO  
TO [GOEXPLOR.EU](https://goexplor.eu)





# LEASHES

## WHICH LEASHES ARE IN THE EXPLOR COLLECTION AND WHAT ARE THEIR FEATURES?

### **NORMAL LEASH**

Perfect for everyday walks.

### **SHORT LEASH**

Very short leash to take your dog in busy environments like the city and public transport, indoor, training your dog. Length: 30 cm

### **COUPLER**

An accessory that attaches to a single leash, allowing control of two dogs. Adjustable from 40 cm to 70 cm.

### **TRACKING LEASH**

A very long leash designed for training, tracking, or recall exercises. Length: 5, 10 or 15 m.

### **DUO LEASH**

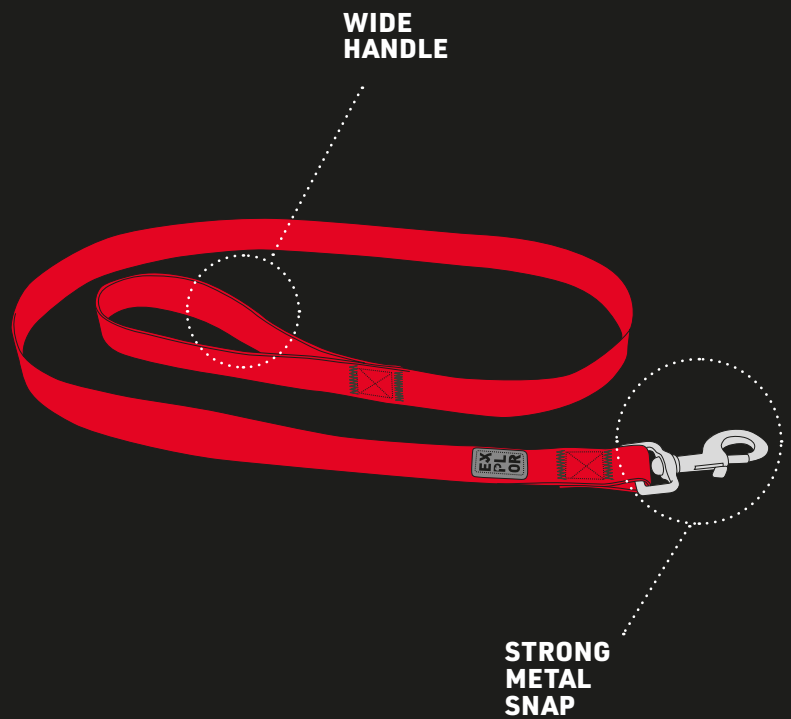

For walking two dogs at once, for training, puppies, or walks in busy areas. It can be used in 4 ways:

- Worn over your shoulder
- As a coupler for two dogs
- Attached to the chest ring & the back ring of a harness (suitable for a Y harness and ultimate fit harness)
- As a leash with a large handle, or for quickly tying up your dog.

# NORMAL LEASH

## WHAT ?

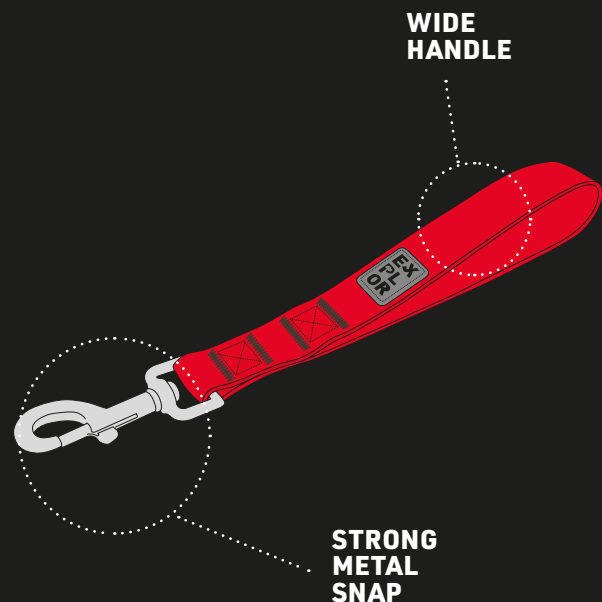
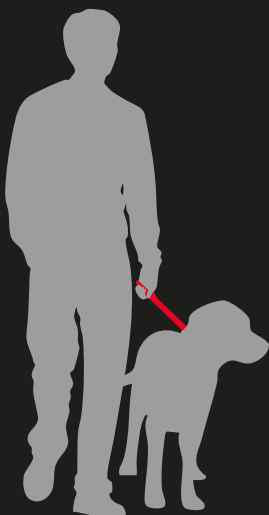
A basic leash perfect for everyday walks.



# SHORT LEASH

## WHAT ?

Very short leash to take your dog in busy environments like the city and public transport, indoor, training your dog. Length: 30 cm

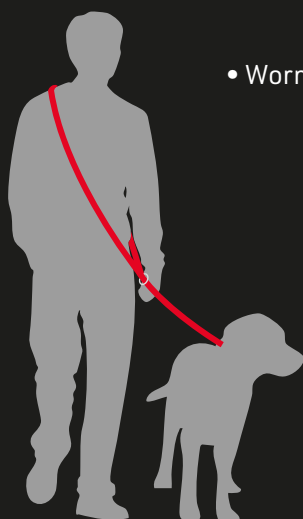
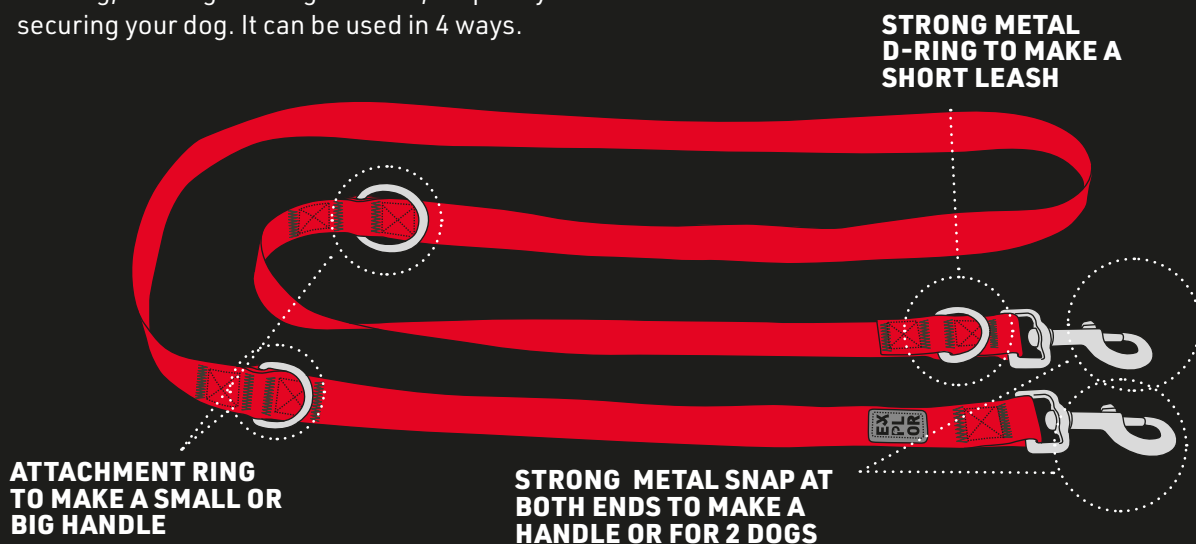




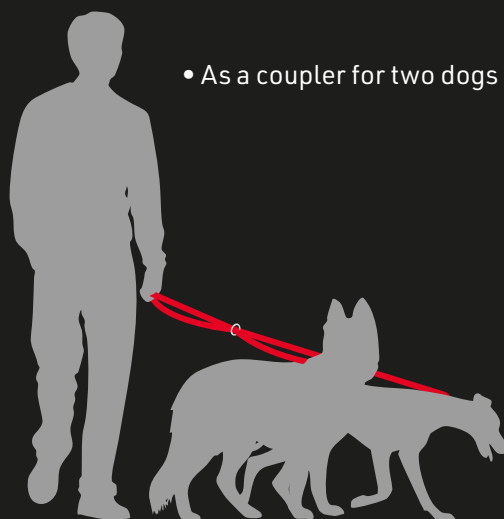
# DUO LEASH

## WHAT ?

Multifunctional leash for training, hands-free walking, walking two dogs at once, or quickly securing your dog. It can be used in 4 ways.

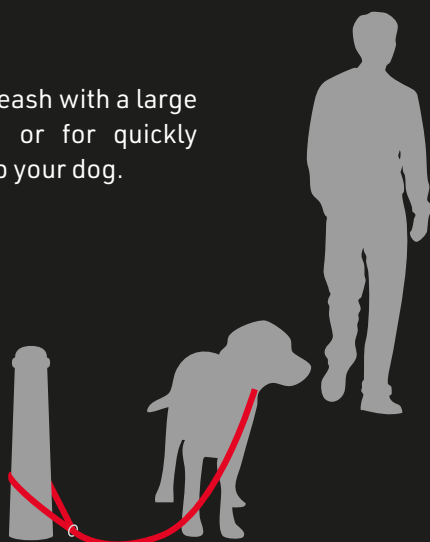


- Worn over your shoulder

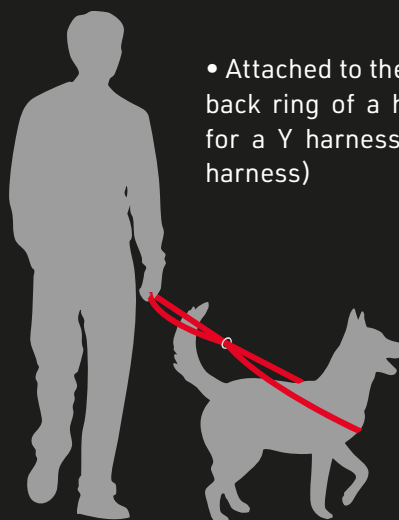


- As a coupler for two dogs

- As a leash with a large handle, or for quickly tying up your dog.



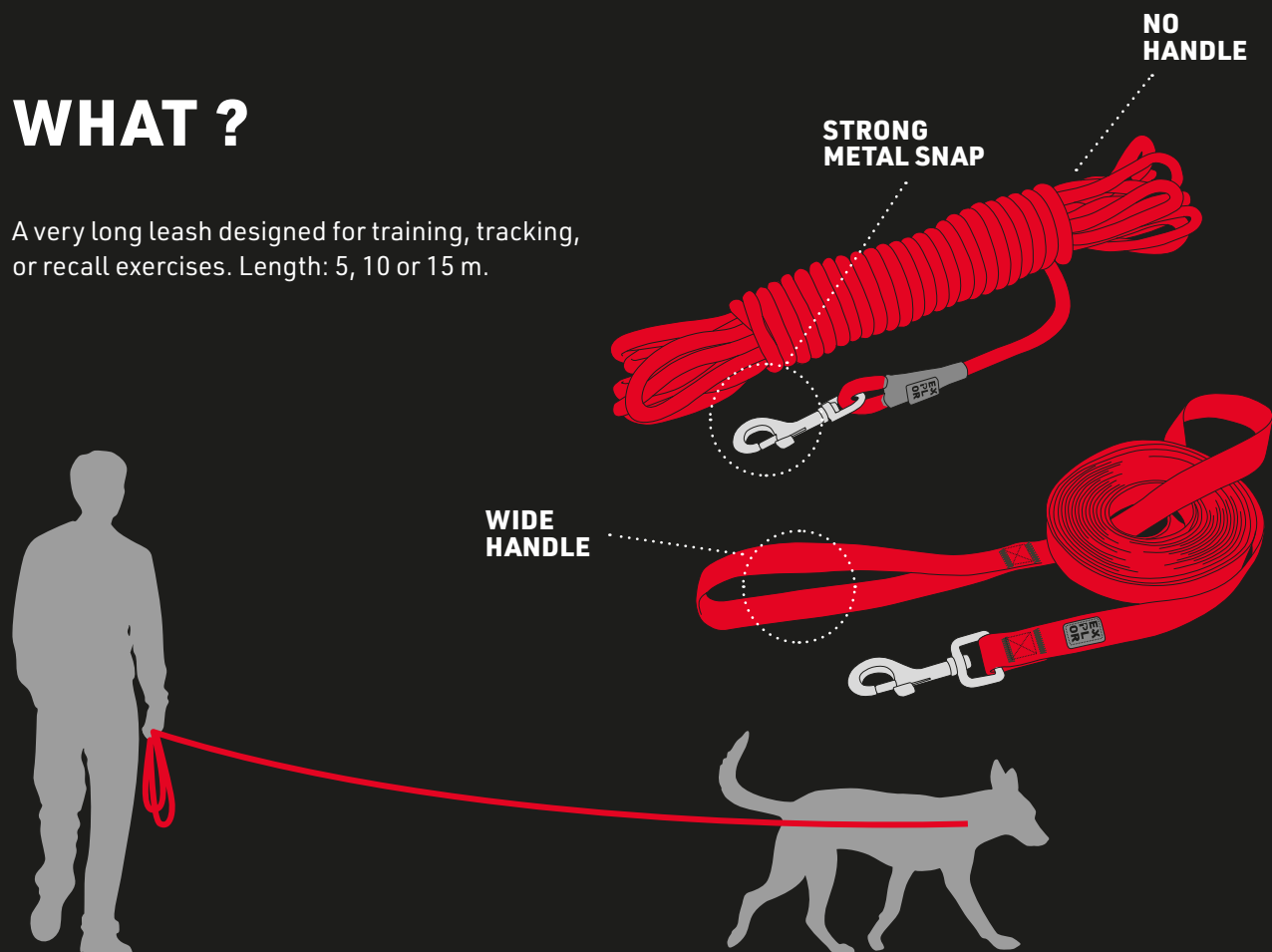
- Attached to the chest ring & the back ring of a harness (suitable for a Y harness and ultimate fit harness)



# TRACKING LEASH FLAT OR ROUND

## WHAT ?

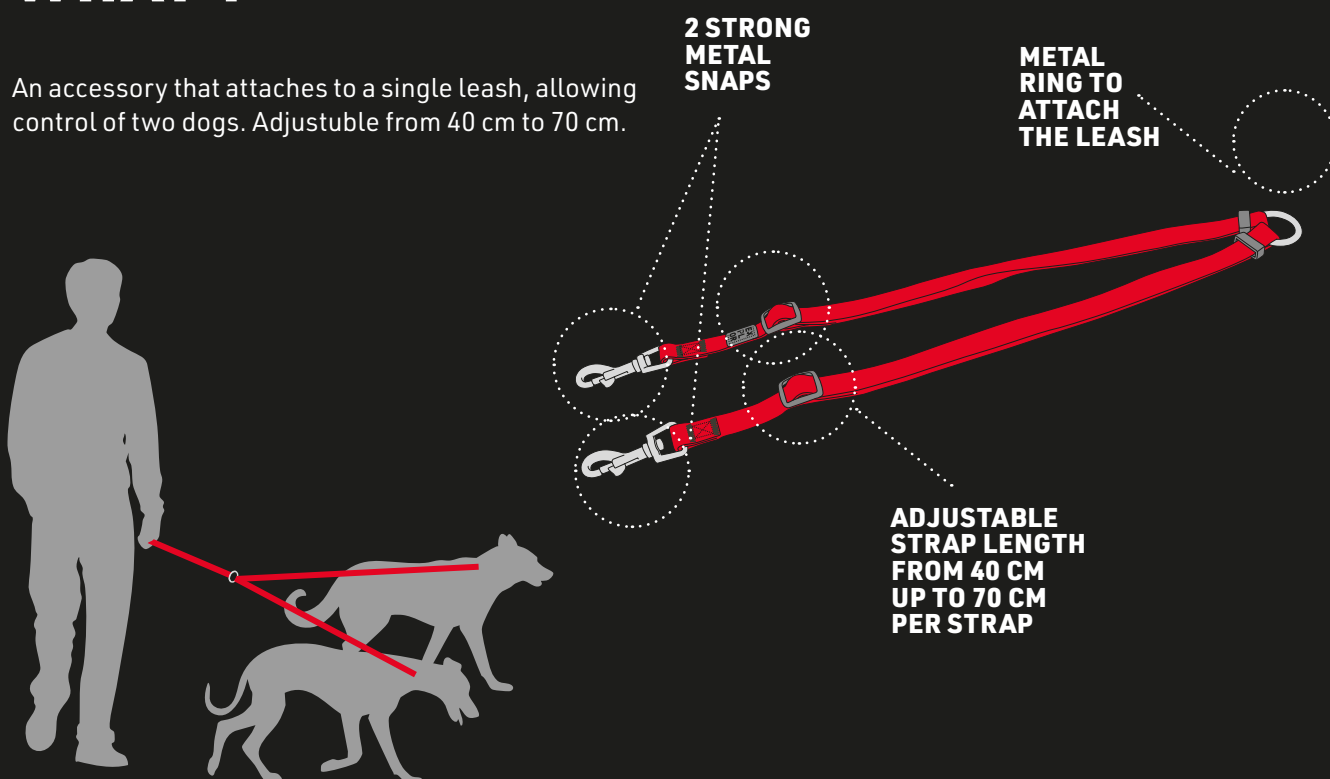
A very long leash designed for training, tracking, or recall exercises. Length: 5, 10 or 15 m.



## COUPLER

## WHAT ?

An accessory that attaches to a single leash, allowing control of two dogs. Adjustable from 40 cm to 70 cm.







# EX PL OR **ULTIMATE** **FIT** TYPE & SIZE GUIDE





## **WHY CHOOSE ULTIMATE FIT ?**

Ultimate fit is a premium range of harnesses, collars and leashes. If you are you looking for the ultimate fit in terms of comfort, quality and safety for you and your dog, then the EXPLOR Ultimate Fit is the right choice for you. The models are designed with the anatomy and ergonomics of the dog in mind and are ideal for everyday use or for a big outdoor adventure! GO OUT & EXPLOR!



# ULTIMATE FIT HARNESS






## WHAT ?

A well-designed, ergonomic premium dog harness which is ideal for a daily city walk or a big outdoor adventure. Your dog will enjoy optimal freedom of movement because the pressure which results from pulling is evenly distributed across the chest.

## FOR WHICH TYPE OF DOG ?

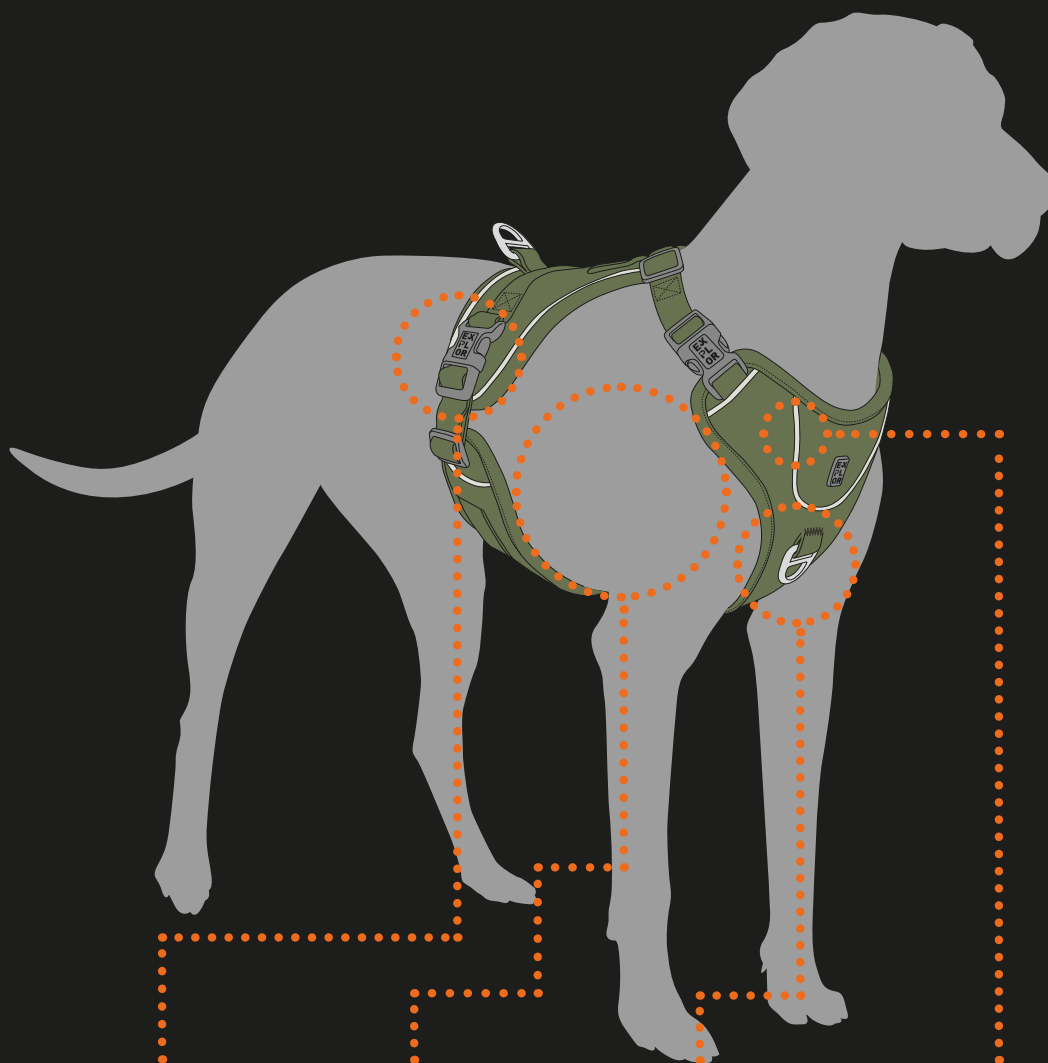
For all types of small to extra large dogs who like small and big adventures ! For very small dogs you can choose for the ULTIMATE FIT small dog range.

## WHICH SIZE FITS MY DOG THE BEST ?

SIZE	DOG BREED	NECKLINE	CHEST
XS		28 - 37 CM	32 - 43 CM
S		35 - 45 CM	40 - 52 CM
M		40 - 49 CM	49 - 65 CM
L		48 - 58 CM	58 - 81 CM
XL		52 - 66 CM	71 - 104 CM



# ULTIMATE FIT HARNESS



EASY  
ADJUSTABLE  
EASY TO OPEN



FREE  
MOVEMENT



NO-PULL  
BACK &  
CHEST-RING



REFLECTIVE



ID-TAG  
POCKET



ERGONOMIC



BREATHABLE  
MATERIALS



QUICK  
DRY

## HOW TO MEASURE MY DOG?

Use a soft measuring tape and make sure your dog is standing upright and relaxed. First, measure the neck circumference around the base of the neck where the collar would sit. Next, measure the chest circumference at the widest part of the ribs, just behind the front legs.

Put two fingers between the tape and your dog's body. Find the correct size in the table. If your dog is between two sizes, choose the larger one for comfort.



LOOKING FOR THE PERFECT  
FIT? SCAN THE QR TO OPEN  
THE SIZE CALCULATOR OR GO  
TO [GOEXPLOR.EU](https://goexplor.eu)



# ULTIMATE FIT LEASHES

## ULTIMATE FIT 2IN1 LEASH

A comfortable, hard-wearing leash that instantly adapts to the environment during a walk.

This leash has a total length of 1.80 meters and so is ideal for a walk in a familiar environment with a dog you can control. The last 60 cm of this leash has an anti-shock section, which absorbs the shock of unexpected movements from the dog.

The leash can be shortened by disconnecting the anti-shock part so that you have more control in busy traffic. This leaves a short leash with a total length of 1.20 meters for a more controlled walk. The leash has three handles with soft neoprene so that it can be shortened quickly if necessary.

Two reflective stitching strips are incorporated over the entire length of the leash for optimal visibility in traffic.

## ULTIMATE FIT ON-THE-ROAD LEASH

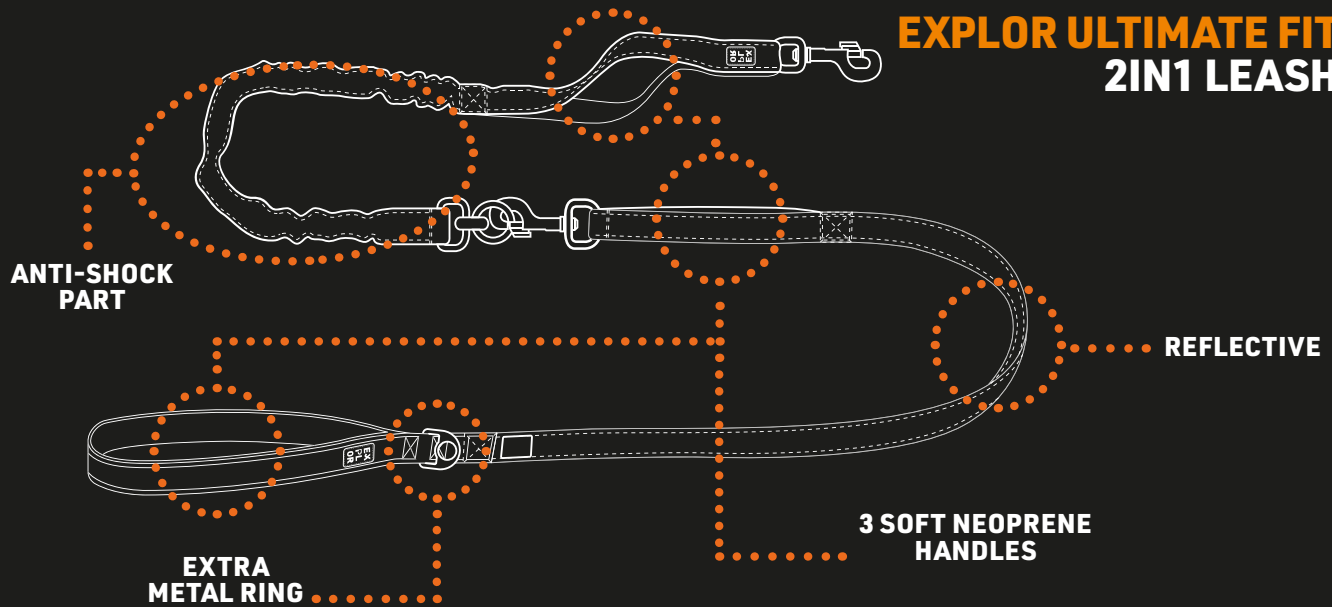
Get out and about with the EXPLOR Ultimate Fit On-The-Road Leash, a comfortable and hard-wearing leash with a seat belt clip. This leash has a total length of 1.30 meters and is therefore extremely suitable for puppies and training as well as when walking in a busy environment.

When a dog is transported by car, safety is important. With the seat belt clip that is attached to the EXPLOR Ultimate Fit On-The-Road leash at a length of 75 cm from the dog, you can travel safely.

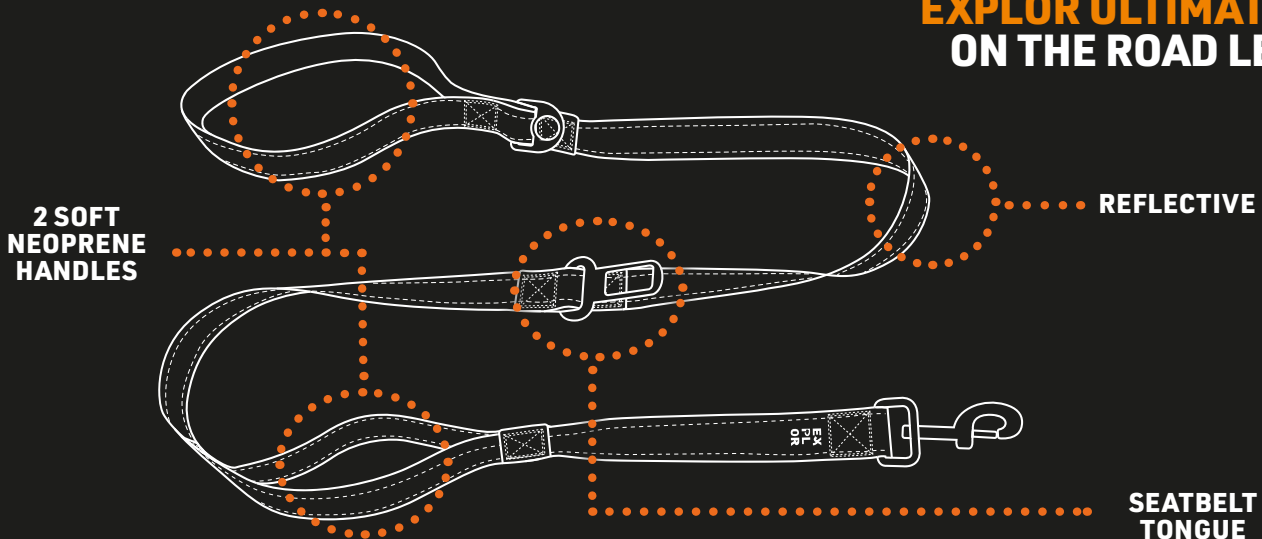
There is a second soft neoprene covered handle on the leash so that the leash can be shortened quickly and your dog brought under control if necessary.

There are two reflective strips along the entire length of the leash for optimal visibility in traffic.

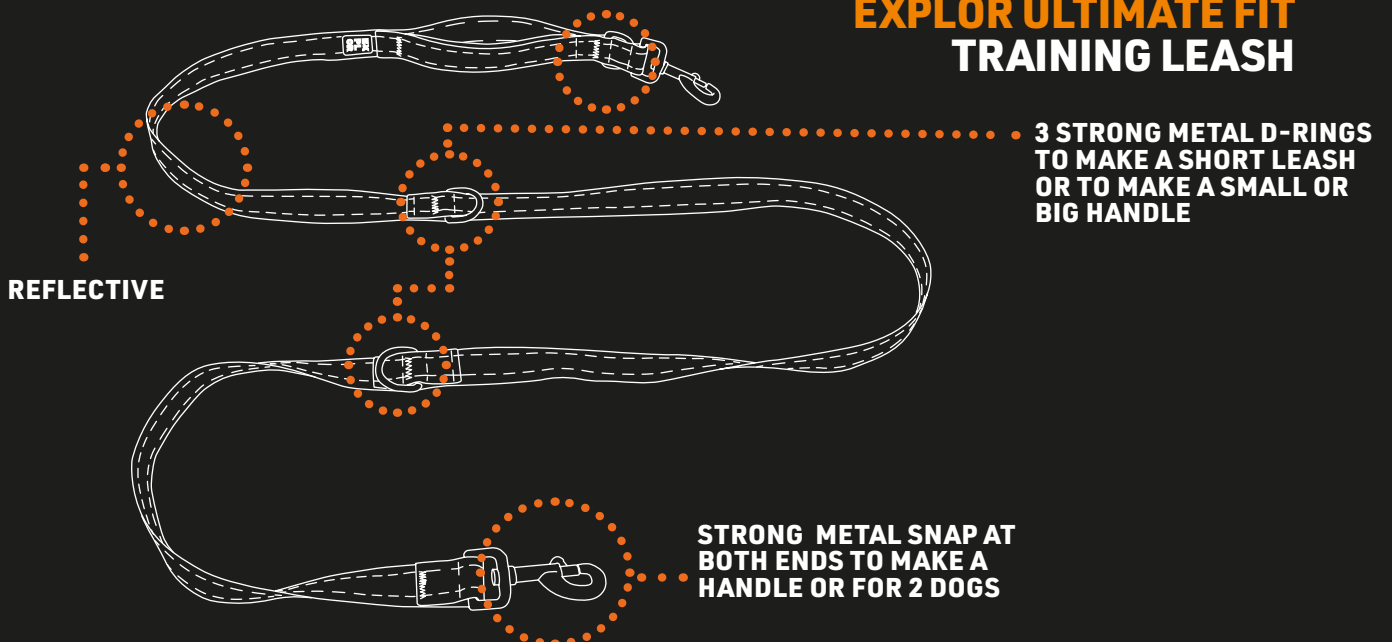
## EXPLOR ULTIMATE FIT 2IN1 LEASH



## EXPLOR ULTIMATE FIT ON THE ROAD LEASH



## EXPLOR ULTIMATE FIT TRAINING LEASH







# ULTIMATE FIT COLLARS

## EXPLOR ULTIMATE FIT COMFY COLLAR

The EXPLOR Ultimate Fit Comfy Collar is a hard-wearing, comfortable collar made of soft neoprene. This collar provides more control on the leash and more comfort for the dog. The materials are carefully chosen.

The collar dries quickly, is abrasion-resistant and is safe in traffic thanks to the reflective trim around the collar. This EXPLOR Ultimate Fit Comfy collar is easy and quick to adjust with the Velcro strap and has a sturdy D-ring made of hard-wearing stainless steel.

## EXPLOR ULTIMATE FIT CONTROL COLLAR

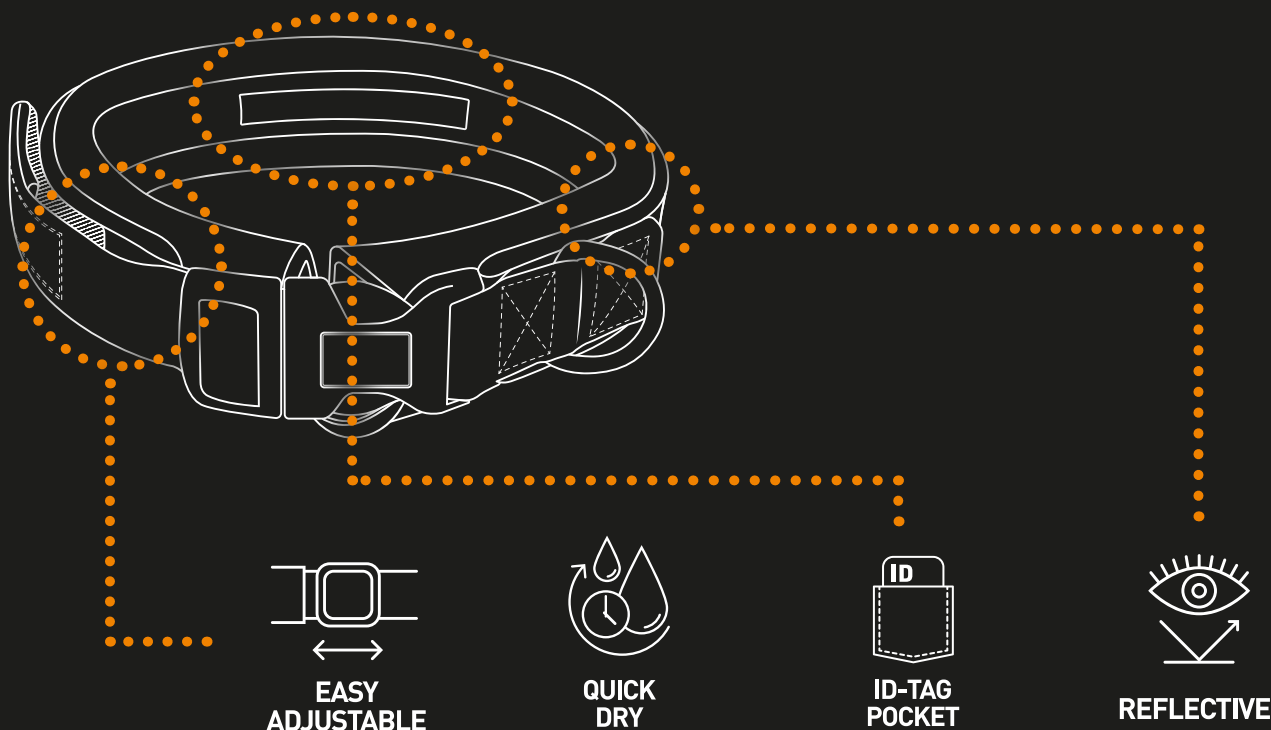
The EXPLOR Ultimate Fit Control Collar is a soft, comfortable, wide collar made of breathable, supple fabrics. The collar has a wide surface and the

adjustable strap is incorporated into casing, ensuring that there is optimal pressure distribution around the neck of the dog when he/she pulls or when intervention is necessary.

Because the buckle passes through the stainless steel D-ring before clicking it closed, there is less pressure on the buckle when the D-ring is pulled. This makes the EXPLOR Ultimate Fit Control collar extra safe to use.

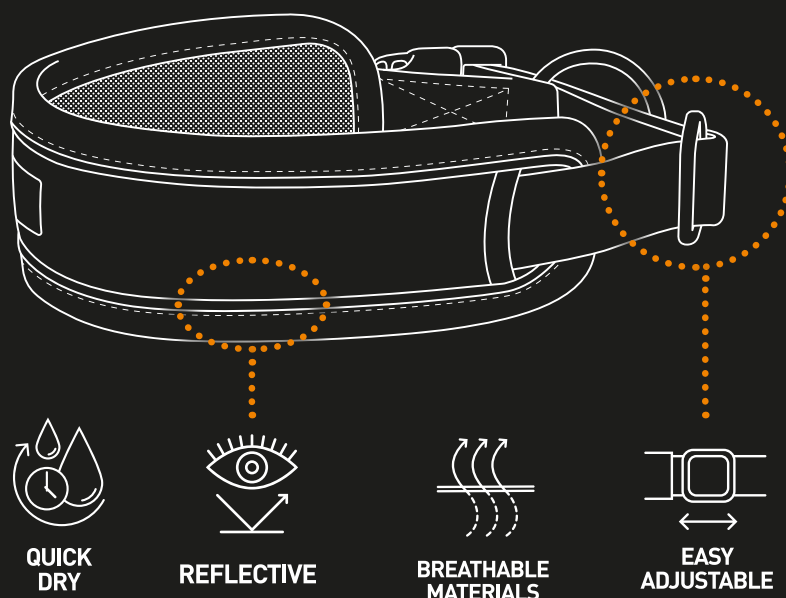
The collar dries quickly, is hard-wearing and, thanks to the reflective trim around the collar, provides good visibility in traffic.

## EXPLOR ULTIMATE FIT COMFY COLLAR



## EXPLOR ULTIMATE FIT CONTROL COLLAR

WIDE COLLAR FOR AN  
OPTIMAL PRESSURE DISTRIBUTION  
AROUND THE NECK













# ULTIMATE FIT SMALL DOG RANGE HARNESS

## WHAT ?

Explor Ultimate Fit comes with a range specially designed for small dogs in 7 different sizes, from Chihuahua to French Bulldog.


A well-designed, ergonomic premium small dog harness which is ideal for a daily city walk or a big outdoor adventure. Your dog will enjoy optimal freedom of movement because the pressure which results from pulling is evenly distributed across the chest.

## WHICH SIZE FITS MY DOG THE BEST?

size	weight	chest size
3XS	 1,5 - 3 kg	26 - 30 cm
2XS	 2 - 4 kg	30 - 35 cm
XS	 3 - 5 kg	35 - 40 cm
S	 4 - 7 kg	40 - 45 cm
M	 6 - 9 kg	45 - 50 cm
L	 8 - 13 kg	50 - 56 cm
XL	 12 - 18 kg	56 - 62 cm



# ULTIMATE FIT HARNESS SMALL DOG RANGE



ERGONOMIC



LIGHT  
WEIGHT



REFLECTIVE



NO-PULL  
BACK &  
CHEST-RING



BREATHABLE  
& ISOLATING

## HOW TO MEASURE MY DOG?

Use a soft measuring tape and make sure your dog is standing upright and relaxed. First, measure the neck circumference around the base of the neck where the collar would sit. Next, measure the chest circumference at the widest part of the ribs, just behind the front legs.



LOOKING FOR THE PERFECT  
FIT? SCAN THE QR TO OPEN  
THE SIZE CALCULATOR OR GO  
TO [GOEXPLOR.EU](https://goexplor.eu)